

The background of the entire page is a photograph of an elevator shaft. The walls are a vibrant pink color, and the ceiling is white with recessed lighting strips. A glass elevator car is visible in the distance, with a control panel on the left wall. The panel features an upward arrow, the number "8", and a vertical column of floor numbers from 1 to 8. The overall lighting is warm and modern.

MATERIALS AND ACCESSORIES

KONE N MiniSpace™ DX, KONE MiniSpace™ DX,
KONE N MonoSpace® DX, KONE S MonoSpace® DX

MATERIALS AND ACCESSORIES FOR ELEVATOR CAR INTERIORS

This catalog presents our full selection of elevator car interior materials and accessories.

All the options included in our offering are designed to be both visually appealing and functional.

The materials and accessories presented in this catalog are available for KONE N MiniSpace™ DX, KONE MiniSpace™ DX, KONE N MonoSpace® DX, and KONE S MonoSpace® DX.



reddot winner 2020


Wall finishes	3
Floor finishes	4
Door finishes	5
Ceilings	6
Handrails	6
Skirting	6
Standard mirrors	7
Tenant directories and mediascreens	7
Scenic elevators	8

Whatever type of building you're developing, we have a solution to fit your design, budget, and building-use requirements.



BUILD SMARTER

Take advantage of our new planning tools to help you save time, make the right decisions, and plan your elevator car interior down to the very last detail.



KONE CAR DESIGNER

Check out our themed design directions or create your own unique car interior by combining materials, lighting, and accessories, then bring your vision to life with 3D modeling.

KONE CAR DESIGNER MOBILE APP

Bring your elevator car designs to life with immersive virtual, mixed, and augmented reality experiences through your smartphone.

TRY OUR PLANNING TOOLS




www.kone.com



ATTRACTIVE, DURABLE WALL FINISHES


Design a car interior that's easier than ever to clean and maintain with our new range of functional materials. Our specialized anti-stain, anti-fingerprint coating helps keep colored stainless steel surfaces looking as good as new by preventing staining and making fingerprints less visible.

* Anti-stain, anti-fingerprint coating:
This specialized coating helps keep colored stainless steel elevator materials looking as good as new by preventing staining and making fingerprints less visible.




-  Green Mark
-  LEED/BREEAM
-  LEED/BREEAM and Green Mark

STEEL





BRUSHED STAINLESS STEEL

						
ST4 Silver brushed stainless steel ST4AFP with anti-fingerprint coating	ST2 Gold brushed stainless steel ST2AFP with anti-fingerprint coating	ST5 Copper brushed stainless steel ST5AFP with anti-fingerprint coating	ST6 Bronze brushed stainless steel ST6AFP with anti-fingerprint coating	ST7 Carbon black brushed stainless steel	CB Carbon black brushed stainless steel with anti-fingerprint coating	ST43 Silver brushed stainless steel









PAINTED STEEL

		
PP10FT Pure White, fine textured painted steel	PP18FT Linen Brown, fine textured painted steel	PP20FT Wool Gray, fine textured painted steel




METALLIC PAINTED STEEL

			
METP1FT Champagne, fine textured metallic painted steel	METP5FT Trustworthy Blue, fine textured metallic painted steel	METP6FT Iron Stone, fine textured metallic painted steel	METP7FT Metallic Black, fine textured metallic painted steel




ETCHED STAINLESS STEEL

							
ST28S Silver Pop, etched stainless steel	ST31S Silver High-rise, etched stainless steel	ST44S Silver Wood, etched stainless steel	ST36C Copper Graphics, etched stainless steel	ST42C Copper Circle, etched stainless steel	ST42B Carbon Black Circle, etched stainless steel	ST42BR Bronze Circle, etched stainless steel	ST42G Gold Circle, etched stainless steel




WOODEN PRINTED STEEL

		
WS1 Light wooden printed steel	WS2 Warm wooden printed steel	WS3 Dark wooden printed steel


MIRROR-POLISHED STAINLESS STEEL

		
MP1 Silver mirror polished stainless steel	MP4 Copper mirror polished stainless steel	MP5 Carbon Black, mirror polished stainless steel



SATIN STAINLESS STEEL

		
MP6AFP Silver satin stainless steel with anti-fingerprint coating	MP8AFP Carbon black satin stainless steel with anti-fingerprint coating	MP9AFP Copper satin stainless steel with anti-fingerprint coating

INDIRECT STAINLESS STEEL







	
ST21S Indirect brushed stainless steel	ST21B Carbon black indirect brushed stainless steel

TEXTURED STAINLESS STEEL

	
TS2 Flemish Linen	K Scottish Quad

GLASS







GLASS

					
GD1 Wide Illusion, digital printed glass	GD3 Iridescent, digital printed glass	GM2 Dark Silver, mirror glass	GP6 Natural White, glass	GP7 Bold Turquoise, glass	TW1 Transparent glass

TRANSPARENT GLASS

LAMINATE

LAMINATE

					
L235 Whitenened Ash, anti-microbial laminate	L236 Natural Oak, anti-microbial laminate	L239 Blackened Oak, anti-microbial laminate	L95 Natural Teak anti-microbial laminate	L101 Black, anti-microbial laminate	L102 Cream white, 3D anti-microbial laminate

LAMINATE, 3D SURFACE

FLOORS

There are several flooring options to choose from, including composite stone for long-lasting durability even under heavy use. Add the finishing touches to your design vision by creating a customized PVC or stone floor to match the building interior design.

SINGLE-COLOR PVC



PATTERNED PVC



REAL GRANITE



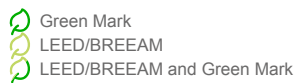
REAL MARBLE



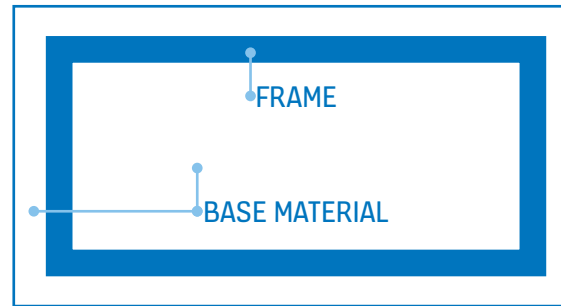
COMPOSITE STONE



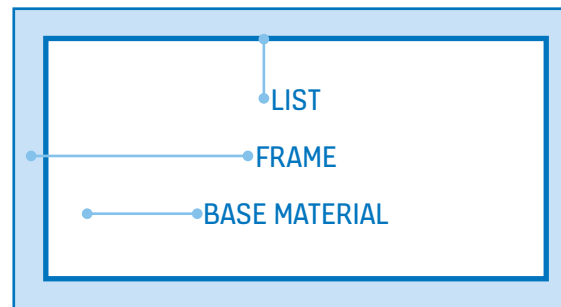
RUBBER



PVC FLOOR CUSTOMIZATION (FREE PATTERN)



STONE FLOOR CUSTOMIZATION (FREE PATTERN)








DOOR FINISHES

Create a seamless look and feel by matching the elevator door finish with the car interior and landing entrances.




* Not available for KONE N MiniSpace™
 Green Mark
 LEED/BREEAM
 LEED/BREEAM and Green Mark

STEEL


BRUSHED STAINLESS STEEL

						
ST4 Silver brushed stainless steel ST4AFP with anti-fingerprint coating	ST2 Gold brushed stainless steel ST2AFP with anti-fingerprint coating	ST5 Copper brushed stainless steel ST5AFP with anti-fingerprint coating	ST6 Bronze brushed stainless steel ST6AFP with anti-fingerprint coating	ST7 Carbon black brushed stainless steel	CB Carbon black brushed stainless steel with anti-fingerprint coating	ST43 Silver brushed stainless steel

PAINTED STEEL

		
PP10FT Pure White, fine textured painted steel	PP18FT Linen Brown, fine textured painted steel	PP20FT Wool Gray, fine textured painted steel

METALLIC PAINTED STEEL







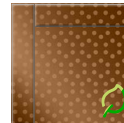

			
METP1FT Champagne, fine textured metallic painted steel	METP5FT Trustworthy Blue, fine textured metallic painted steel	METP6FT Iron Stone, fine textured metallic painted steel	METP7FT Metallic Black, fine textured metallic painted steel

GLASS




GLASS


TW1 Transparent glass




ETCHED STAINLESS STEEL

							
ST28S Silver Pop, etched stainless steel	ST31S Silver High-rise, etched stainless steel	ST44S Silver Wood, etched stainless steel	ST36C Copper Graphics, etched stainless steel	ST42C * Copper Circle, etched stainless steel	ST42B * Carbon Black Circle, etched stainless steel	ST42BR Bronze Circle, etched stainless steel	ST42G Gold Circle, etched stainless steel

MIRROR-POLISHED STAINLESS STEEL

		
MP1 Silver mirror polished stainless steel	MP4 Copper mirror polished stainless steel	MP5 Carbon Black, mirror polished stainless steel



SATIN STAINLESS STEEL

		
MP6AFP Silver satin stainless steel with anti-fingerprint coating	MP8AFP Carbon black satin stainless steel with anti-fingerprint coating	MP9AFP Copper satin stainless steel with anti-fingerprint coating

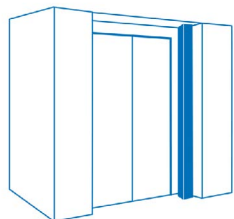
INDIRECT STAINLESS STEEL

	
ST21S Indirect brushed stainless steel	ST21B Carbon black indirect brushed stainless steel



TEXTURED STAINLESS STEEL

	
TS2 Flemish Linen	K Scottish Quad



DOOR MAP




BRUSHED STAINLESS STEEL

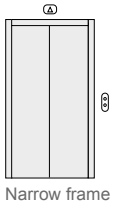
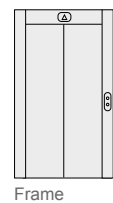
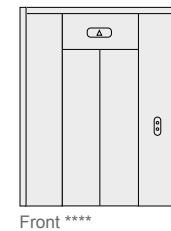
	
ST4 Silver brushed stainless steel, AISI304	ST2 Gold brushed stainless Steel

MIRROR-POLISHED STAINLESS STEEL

	
MP1 Silver mirror polished stainless steel	MP4 Copper mirror polished stainless steel

PAINTED STEEL


PP10FT Pure White, fine textured painted steel



CEILING

Our extensive range of ceilings is complemented by attractive lighting suitable for different environments.

Green Mark
LEED/BREEAM
LEED/BREEAM and Green Mark

 CL70 Lighting: LED tubes Finishing: ST4	 CL71 Lighting: LED tubes Finishing: ST4	 CL72 Lighting: LED tubes Finishing: ST4, PP10FT	 CL80 Lighting: LED spot Finishing: ST4, PP10FT, MP1
 CL80V Lighting: LED spot Finishing: ST4 EN81-71 compliant	 CL82 Lighting: LED spot Finishing: ST4, PP10FT, MP1	 CL88 Lighting: LED spot Finishing: ST4, MP1, MP2	 CL91 Lighting: LED tubes Finishing: ST4, PP10FT, ST43
 CL96V Lighting: LED PCB Finishing: ST4, PP10FT EN81-71 compliant	 CL103 Lighting: LED tubes Finishing: ST4	 CL109 Lighting: LED PCB Finishing: ST4, PP10FT	 CL151 Lighting: LED panel Finishing: ST4, MP2
 CL162 Direct lighting: LED spot lighting Indirect lighting: LED tubes Finishing: MP1	 CL181 Lighting: LED stripe, wall washer lighting Finishing: MP1, MP2	 CL195 Direct lighting: LED spot Indirect lighting: LED strip Finishing: PP10FT	 CL196 Direct lighting: LED spot Indirect lighting: LED strip Finishing: ST4, PP10FT, MP1
 LF12 Lighting: LED PCB Finishing: ST43 Not available for KONE MiniSpace™ DX or KONE S MonoSpace® DX	 LF15 Lighting: LED PCB Finishing: MP1		

ACCESSORIES

Add the finishing touches with our wide range of elevator accessories.

HANDRAILS

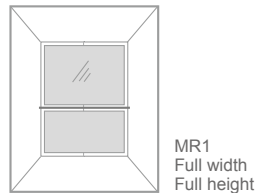
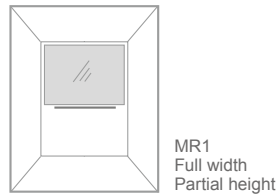
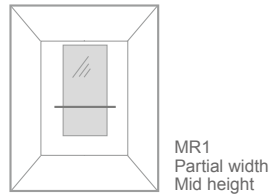
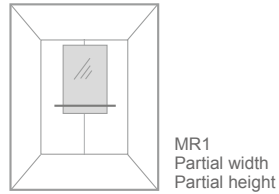

 HR24R Silver brushed stainless steel AISI304	 HR31 Round aluminum with black plastic end	 HR64 Silver brushed stainless steel AISI304
 HR81/HR81TR Silver or gold brushed stainless steel AISI304	 HR61 ST4	 HR61 ST2
 HR61 ST5	 HR61 ST6	 HR61 ST7

SKIRTING

 SK1 ST4	 SK1 ST2	 BR1 Natural anodized frame ST4 and Light Wood
 SK1 ST5	 SK1 ST6	
 SK1 ST7	 SK1 ST43	

STANDARD MIRRORS

Mirrors are a great way to add a feeling of space and reflect key design elements inside the car.



TENANT DIRECTORIES AND MEDIASCREENS

KONE TENANT DIRECTORY



The tenant directory is completely customizable and can be easily updated according to your needs.

Directories can be installed either vertically or horizontally.

Sizes:



Materials:
Brushed stainless steel base
Tempered glass door
Brushed or polished aluminum

KONE MEDIASCREENS

KONE MediaScreens are installed inside the elevator and take the pain out of communicating with tenants and other users of buildings. There are offline and online versions. Consult your sales representative for more information.

KONE MEDIASCREEN 300

The content is updated online and remotely. The screen can be installed on the elevator wall and comes with the online KONE Information 300 service, a powerful and easy-to-use solution for sharing and scheduling content.



Surface mounted 10.4"
Surface mounted 15"



Flush mounted 10.4"
Flush mounted 15"




15" LCD display
Surface mounted

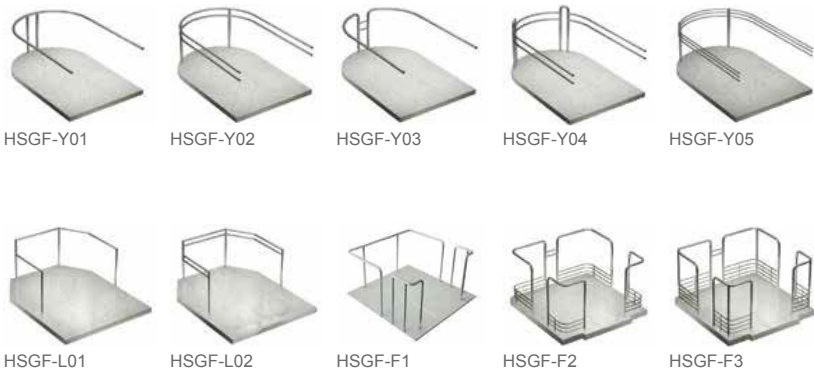
SCENIC ELEVATORS

KONE Scenic elevator solutions combine proven technology and inspiring car designs to create elevators that are attractive and spacious, and which give you the opportunity to showcase your building. They are available for KONE S MonoSpace® DX and KONE N MiniSpace™ DX elevators. Our standard scenic elevators combine the expansive views of attractive glass feature walls with our wide range of high-quality interior design options and accessories.

SCENIC ELEVATOR CAR OPTIONS



SCENIC ELEVATOR HANDRAIL OPTIONS





WALL MATERIALS

Combine your choice of wall color with glass car walls to create a visually impressive elevator interior.

PAINTED STEEL



HSSK-01 HSSK-02 HSSK-03 HSSK-04 HSSK-05 HSSK-06




HSSK-07 HSSK-08 HSSK-09 HSSK-10 HSSK-11 HSSK-12



HSSK-13 HSSK-14 HSSK-15 HSSK-16 HSSK-17 HSSK-18



ST4 Silver brushed stainless steel ST2 Gold brushed stainless Steel MP1 Silver mirror polished stainless steel MP4 Copper mirror polished stainless steel MP5 Carbon black mirror polished stainless steel TS2 Flemish Linen




PP10FT Pure White, fine textured painted steel PP20FT Wool Gray, fine textured painted steel

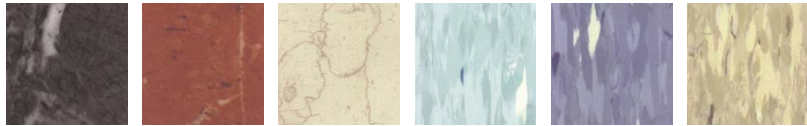
FLOORS

Put the finishing touches to your design with your choice of floor material. Our range includes stone, marble, and PVC flooring.


PVC




1522 1434 0086-2 318 320 319



172 0186 0110-2 305 315 310



7222 0190-7 1414 316 3104 2107



D6 Light Brown PVC
D25 Rocky Gray PVC
D26 Lava Stone PVC

DG01 DG02 DG05


MARBLE



HSDPY-101 HSDPY-102 HSDPY-103 HSDPY-104 HSDPY-105



HSDPL-201 HSDPL-202 HSDPL-203 HSDPL-204 HSDPL-205



HSDPF-01 HSDPF-02 HSDPF-03 HSDPF-09 HSDPF-10

STONE



M3R Black Golden Sand stone, granite
M4R Nature White, composite stone
M5R Pebble Gray, composite stone


RUBBER



RC7 Coin pattern, rubber floor

CEILING

Our extensive range of ceilings for scenic elevators is complemented by attractive lighting suitable for different environments.



KONE provides innovative and eco-efficient solutions for elevators, escalators, automatic building doors and the systems that integrate them with today's intelligent buildings.

We support our customers every step of the way; from design, manufacturing and installation to maintenance and modernization. KONE is a global leader in helping our customers manage the smooth flow of people and goods throughout their buildings.

Our commitment to customers is present in all KONE solutions. This makes us a reliable partner throughout the life cycle of the building. We challenge the conventional wisdom of the industry. We are fast, flexible, and we have a well-deserved reputation as a technology leader, with such innovations as KONE MonoSpace® DX, KONE NanoSpace™ and KONE UltraRope®.

KONE employs close to 57,000 dedicated experts to serve you globally and locally.

KONE CORPORATION

Corporate offices

Keilasatama 3
P.O. Box 7
FI-02151 Espoo
Finland
Tel. +358 (0)204 751

www.kone.com

This publication is for general informational purposes only and we reserve the right at any time to alter the product design and specifications. No statement in this publication shall be construed as a warranty or condition, express or implied, as to any product, its fitness for any particular purpose, merchantability, quality or representation of the terms of any purchase agreement. Minor differences between printed and actual colors may exist. KONE MonoSpace® DX, KONE EcoDisc®, KONE Care® and People Flow® are registered trademarks of KONE Corporation. Copyright © 2020 KONE Corporation.